

# Emirates World Opportunities Fund

Fact Sheet June 2024

## Details

Management Company	Waystone Management Company (Lux) S.A.
Investment Manager	Emirates NBD Asset Management Ltd regulated by the Dubai Financial Services Authority
Lead Manager	Dipanjay Ray, CFA
Associate Managers	Wadie Khoury, CFA Rakesh Agarwal, CFA
Domicile	Luxembourg
Fund Launch Date	9 September 2014
Current Fund Size	USD 75.66 million
Dealing Frequency	Daily

## Ratings



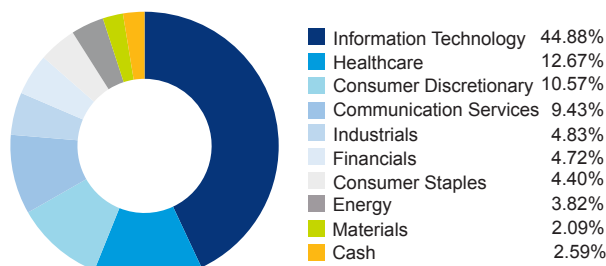
## Dividend History

	March	June	September	December
2024	1%	1%		
2023	1%	1%	1%	1%
2022	1%	1%	1%	1%
2021	1%	1%	1%	1%
2020	1%	1%	1%	1%
2019	1%	1%	1%	1%

## Top 5 Holdings\*

Microsoft Corporation	7.78%
NVIDIA Corporation	6.48%
Apple Inc.	6.29%
Alphabet Inc.	6.02%
Amazon Inc.	5.52%
Total number of holdings	76

## Sector Weights\*



\* Source: Emirates NBD Asset Management analysis as at 27<sup>th</sup> June 2024. All Shari'a compliant products and services are approved by the Shari'a Supervisory Board of Emirates NBD Asset Management Limited.

## Contact Details

Email: [assetmanagement@emiratesnbd.com](mailto:assetmanagement@emiratesnbd.com)  
 Tel: +971 4 370 0022  
 Website: [www.emiratesnbd.com/en/asset-management/](http://www.emiratesnbd.com/en/asset-management/)

## Investment Objective

The fund is an open-ended Shari'a compliant investment product that aims to achieve medium to long-term capital growth by investing in Shari'a compliant companies globally that exhibit high growth potential and high fundamental quality over time.

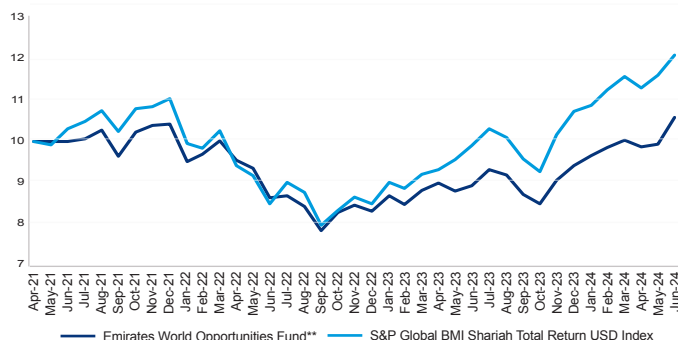
The fund is suitable for investors with a medium to long-term investment horizon and has the option of income paying share classes.

## Team

With one of the longest track records in the MENA region, Emirates NBD Asset Management operates as an independent asset manager based in the DIFC and backed by Emirates NBD Bank PJSC, one of the largest financial service groups in the UAE.

The fund is managed by Dipanjay Ray who has been in the industry for 18 years and associate managers Wadie Khoury and Rakesh Agarwal, who have a combined 33 years industry experience. The portfolio managers are supported by two analysts. The team includes three CFA charterholders, who provide in-depth company and security analysis, as well as an independent performance/risk manager for overall portfolio monitoring purposes. The team boasts unrivalled experience in the regional markets and its sectoral and stock coverage sets it apart from its peers. The consistent outperformance of the team's equity funds over their respective benchmarks is testament to their strict investment philosophy.

## Performance



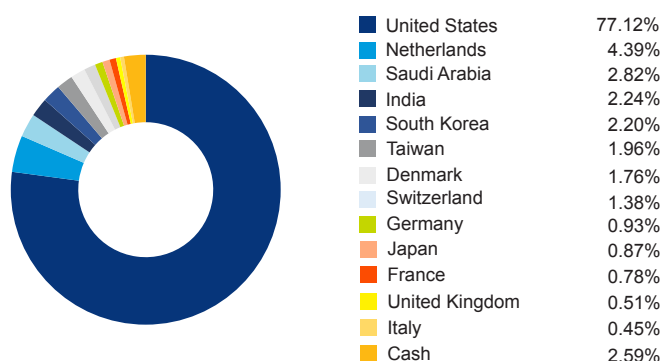
	1 Month	3 Months	Year to Date	12 Months	Since Inception**	CAGR 3 Years	CAGR 5 Years	Volatility 5 Years
Fund**	6.64%	5.67%	12.79%	19.06%	12.42%	1.98%	5.85%	17.33%
S&P Global BMI Shariah TR	4.26%	4.50%	13.01%	22.53%	21.45%	5.57%	-	-

\*\* Emirates NBD Asset Management, P Share Class, bid to bid, USD terms with net income reinvested. Formerly Emirates MENA Opportunities Fund. On 3<sup>rd</sup> May 2021, the fund changed its investment strategy and name.

## Asset Allocation\*

Equity	97.41%
Cash	2.59%

## Country Weights\*



## Monthly Performance Data

	January	February	March	April	May	June	July	August	September	October	November	December	Total
2014	-	-	-	-	-	-	-	-	-0.95%	-3.95%	-3.37%	-4.95%	-12.62%
2015	0.08%	1.83%	-3.32%	5.59%	-1.27%	-0.02%	-0.22%	-6.29%	-0.77%	-0.50%	-1.99%	-2.76%	-9.62%
2016	-6.02%	3.37%	2.90%	4.68%	-3.29%	-0.46%	0.94%	-0.26%	-4.52%	1.33%	5.22%	5.35%	8.78%
2017	2.41%	-0.17%	0.59%	-0.81%	0.46%	1.69%	0.29%	1.36%	0.33%	-1.50%	-1.98%	1.65%	4.30%
2018	5.57%	-2.18%	4.35%	1.71%	-1.05%	0.37%	1.37%	-1.36%	-0.81%	-1.28%	-2.08%	-0.64%	3.68%
2019	4.39%	-0.76%	1.45%	5.79%	-4.58%	1.56%	2.79%	-2.80%	-1.36%	-0.75%	0.09%	4.65%	10.39%
2020	1.48%	-4.79%	-23.89%	6.51%	0.51%	6.09%	0.78%	8.33%	3.43%	-1.42%	7.59%	3.15%	3.17%
2021	2.53%	-0.24%	3.34%	5.80%	2.35%	3.57%	0.73%	2.13%	-6.24%	6.20%	1.50%	0.37%	23.72%
2022	-8.84%	1.80%	3.45%	-4.84%	-1.99%	-7.85%	0.60%	-3.16%	-7.17%	5.82%	2.29%	-1.78%	-20.67%
2023	4.52%	-2.42%	4.21%	2.07%	-2.26%	1.47%	4.51%	-1.39%	-5.36%	-2.68%	7.00%	3.94%	13.57%
2024	2.75%	2.06%	1.78%	-1.66%	0.77%	6.64%							12.79%

## Fund Codes and Fees

Share Class	NAV / Share (28.06.2024)**	Annual Management Fee	Entry Charge	ISIN	Bloomberg Code
A USD Acc	14.2555	1.50%	Up to 5%	LU1060357412	EMIMOU LX
A USD Inc	10.3772	1.50%	Up to 5%	LU1654397329	EMMOAU LX
B USD Acc <sup>^</sup>	9.6148	1.50%	-	LU1060357503	EMIMOBU LX
B USD Inc <sup>^</sup>	9.2496	1.50%	-	LU1654397675	EMMOBUI LX
B EUR Acc <sup>^</sup>	10.8659	1.50%	-	LU1317404256	EMMOBEA LX
B EUR Inc <sup>^</sup>	9.9367	1.50%	-	LU1654397832	EMMOBEI LX
B AED Acc <sup>^</sup>	-	1.50%	-	LU1317404504	EMMOBAA LX
B AED Inc <sup>^</sup>	-	1.50%	-	LU1654398053	EMMOBAI LX
C USD Acc <sup>^</sup>	10.9255	1.50%	-	LU1060357685	EMIMOCU LX
C USD Inc <sup>^</sup>	-	1.50%	-	LU1654398210	EMMOCUI LX
C EUR Acc <sup>^</sup>	-	1.50%	-	LU1317404769	EMMOCEA LX
C EUR Inc <sup>^</sup>	-	1.50%	-	LU1654398483	EMMOCEI LX
C AED Acc <sup>^</sup>	-	1.50%	-	LU1317404926	EMMOCAA LX
C AED Inc <sup>^</sup>	-	1.50%	-	LU1654398640	EMMOCAI LX
D USD Acc	10.0806	1.50%	-	LU2392921438	EMEWODU LX
D USD Inc	9.2963	1.50%	-	LU2392921511	EMEWODU LX
E AED Acc	-	1.50%	Up to 5%	LU1060357768	EMIMOEALX
E AED Inc	-	1.50%	Up to 5%	LU1654398996	EMMOEALX
G USD Acc <sup>^</sup>	-	1.50%	Up to 5%	LU1317405147	EMMOGUALX
G USD Inc <sup>^</sup>	-	1.50%	Up to 5%	LU1654399291	EMMOGUILX
R USD Acc	10.5700	1.00%	Up to 5%	LU1303290396	EMIMORULX
R USD Inc	-	1.00%	Up to 5%	LU1654399887	EMMORUILX
R GBP Acc	-	1.00%	Up to 5%	LU1303290479	EMIMORGLX
R GBP Inc	-	1.00%	Up to 5%	LU1654400057	EMMORGLX
R EUR Acc	-	1.00%	Up to 5%	LU1303290552	EMIMORELX
R EUR Inc	-	1.00%	Up to 5%	LU1654400214	EMMOREILX
I USD Acc	-	1.00%	Up to 5%	LU1060357842	EMIMOIULX
I USD Inc	-	1.00%	Up to 5%	LU1654399457	EMMOIUILX
P USD Acc	13.3008	0.75%	Up to 5%	LU1060357925	EMIMOPULX
P USD Inc	-	0.75%	Up to 5%	LU1654399614	EMMOPUILX
S USD Acc	-	1.00%	Up to 5%	LU1654400487	EMMOSUALX

<sup>^</sup> An additional distribution fee of 0.50% applies.

<sup>\*\*</sup> Pricing date as at 27.06.2024.

Emirates NBD SICAV is domiciled in Luxembourg and regulated by the Luxembourg Commission de Surveillance du Secteur Financier.

The information and opinions expressed herein are made in good faith and are based on sources believed to be reliable but no representation or warranty, express or implied, is made as to their accuracy, completeness or correctness. These opinions are not intended to serve as authoritative investment advice and should not be used in substitution for the exercise of own judgment. This information, including any expression of opinion, has been obtained from or is based upon sources believed to be reliable, and is believed to be fair and not misleading. Any opinion or estimate contained in this material is subject to change without notice. Neither Emirates Islamic PJSC, Emirates NBD Bank PJSC ("Emirates NBD") and Emirates NBD Asset Management Limited ("Emirates NBD AM") together "Emirates NBD Group" nor any of its directors or employees give any representation or warranty as to the reliability, accuracy or completeness of the information, nor do they accept any responsibility arising in any way (including by negligence) for errors in, or omissions from the information. Emirates NBD AM is regulated by the Dubai Financial Services Authority ("DFSA") and can directly engage with Professional Clients only, as defined by the DFSA. For further details of the investment products available from the Emirates NBD Group please contact your local Emirates NBD Bank PJSC/Emirates Islamic PJSC branch. This document is provided for information and illustration purposes only. It does not constitute a solicitation, recommendation or offer to buy or sell any specific investment product or subscribe to any specific investment management or advisory service. Prospective investors in the Fund must obtain and carefully read the Fund's most recent Term Sheet and Prospectus as well as seek separate independent financial advice if required prior to making an investment in the Fund to assess the suitability, lawfulness and risks involved. Emirates NBD Group will not be held liable for actions taken, or not taken, as a result of the publication of this document.

This information is not for distribution to the general public but for intended recipients only and may not be published, circulated, reproduced or distributed in whole or part to any other person without the written consent of Emirates NBD Group. Where this information relates to the Fund or an investment product licensed to be marketed, it is directed to persons authorised to invest in the Fund / investment product as applicable, and residing in jurisdictions where the Fund / investment product is authorised for distribution or where no such authorisation is required. Prospective investors should be aware that investment in the Fund carries a significant degree of risk. The Fund / investment product is intended for investors who understand the risks involved in investing in the Fund / investment product and can withstand any potential loss therefrom. The Fund / investment product may not be guaranteed and historical performances are not indicative of the future or likely performance and should not be construed as being indicative of or otherwise used as a proxy for the future or likely performance of the Fund / investment products. The value of the investment and the income from it can fall as well as rise as the Fund / investment products are subject to investment risks, including the possible loss of the principal amount invested. The information contained herein does not have any regard to the specific investment objectives, financial situation or the particular needs of any person. Furthermore, the Fund contains specific geographical and asset class risks, whereby it might be difficult for an investor to realise an investment in the Fund, or to obtain information about performance. All data contained above is source: Emirates NBD AM, bid to bid with net income reinvested in US Dollar terms. All Shari'a compliant products and services are approved by the Shari'a Supervisory Board of Emirates NBD Asset Management Limited. Past performance is not indicative of future performance. The value of investments and the income derived from them may go down as well as up and you may not receive back all the money which you invest. For a full outline on applicable fees, please refer to the prospectus or term sheet.

© 2014 Morningstar. All Rights Reserved. The information, data, analyses and opinions ("Information") contained herein: (1) include the proprietary information of Morningstar and its content providers; (2) may not be copied or redistributed except as specifically authorised; (3) do not constitute investment advice; (4) are provided solely for informational purposes; (5) are not warranted to be complete, accurate or timely; and (6) may be drawn from fund data published on various dates. Morningstar is not responsible for any trading decisions, damages or other losses related to the Information or its use. Please verify all of the Information before using it and don't make any investment decisions except upon the advice of a professional financial advisor. Past performance is no guarantee of future results. The value and income derived from investments may go down as well as up.